

No. 17-03-RE

Bill No. 1106-03

A RESOLUTION

Authorizing ratification of 2002 year-end transfers Intra-Departmental YE1–YE375 and Inter-Departmental EY1–EY43.

The Council of the County of Allegheny hereby enacts as follows:

Section 1.

Ratification of year-end 2002 Intra-departmental transfers YE 1 – YE 375 totaling \$17,322,387.00 and Inter-departmental transfers EY 1 – EY 43 totaling \$2,453,966.00. These transfers were necessary to clear error files.


Section 2. *If any provision of this Resolution shall be determined to be unlawful, invalid, void or unenforceable, then that provision shall be considered severable from the remaining provisions of this Ordinance which shall be in full force and effect.*


Section 3. *Any Resolution or Ordinance or part thereof conflicting with the provisions of this Ordinance is hereby repealed so far as the same affects this Ordinance.*

Enacted in Council, this 15th day of APRIL, 20 03.

Council Agenda No. 1106-03.



Rick Schwartz
President of Council

Attest: 
John Mascio
Chief Clerk of Council

Approved as to form: 
Charles P. McCullough
County Solicitor

Chief Executive Office April 21, 20 03.

Approved: 
James C. Roddey
Chief Executive

Attest: 
Victoria Spence
Executive's Secretary

2002 YEAR-END TRANSFER RECAP

BATCH #		INTRA		INTER
1		2,982,090.00		815,350.00
2		1,107,660.00		48.00
3		1,663,410.00		452,168.00
4		157,710.00		60,500.00
5		85,850.00		1,108,700.00
6		303,000.00		7,450.00
7		1,179,687.00		9,750.00
8		161,936.00		
9		45,324.00		
10		5,666,040.00		
11		23,670.00		
12		3,946,010.00		
TOTAL		17,322,387.00		2,453,966.00

YEAR-END TRANSFERS 2002**INTRA-DEPARTMENTAL TRANSFERS**

	<u>Amount</u>	<u>From</u>	<u>To</u>	<u>Explanation</u>
YE1. County Manager	\$2,320	112401.51000	110101.57000	Year-end transfers.
YE2. County Manager	\$1,560	112401.51000	112401.57000	Same as above.
YE 3. County Solicitor	\$139,570	120101.60000	121601.51000	Same as above.
YE 4. County Solicitor	\$730	120101.60000	120101.54000	Same as above.
YE 5. Public Defender	\$65,990	141601.60000	141601.52000	Same as above.
YE 6. Public Defender	\$47,390	141601.60000	141601.51000	Same as above.
YE 7. Public Defender	\$15,120	141601.60000	140101.51000	Same as above.
YE 8. Public Defender	17,070	140301.51000	140101.51000	Same as above.
YE 9. Human Resources	\$3,610	150101.60000	150101.52000	Same as above.
YE 10. Human Resources	\$10	150101.60000	150101.55000	Same as above.
YE 11. Admin. Services	\$35,190	205001.60000	200101.57000	Same as above.
YE 12. Admin. Services	\$4,340	205001.60000	203101.52000	Same as above.
YE 13. Admin. Services	\$3,520	205001.60000	206501.57000	Same as above.
YE 14. Admin. Services	\$900	205001.60000	205901.56000	Same as above.
YE 15. Admin. Services	\$780	205001.60000	203101.55000	Same as above.
YE 16. Admin. Services	\$260	205001.60000	206501.52000	Same as above.
YE 17. Admin. Services	\$120	205001.60000	203101.56000	Same as above.
YE 18. Admin. Services	\$9,700	205001.60000	500101.52000	Same as above.
YE 19. Admin. Services	\$8,720	205001.60000	500101.51000	Same as above.
YE 20. Health	\$70,260	274301.60000	274801.51000	Same as above.
YE 21. Jail	\$71,710	300101.52000	300201.51000	Same as above.
YE 22. Jail	\$1,590	300101.52000	300101.54000	Same as above.
YE 23. Jail	\$20	300101.52000	300101.60000	Same as above.

YEAR END TRANSFERS 2002
INTRA-DEPARTMENTAL TRANSFERS

	<u>Amount</u>	<u>From</u>	<u>To</u>	<u>Explanation</u>
YE 24. Police	\$32,590	315701.52000	312101.52000	Year-end transfers.
YE 25. Police	\$28,530	315701.52000	315701.60000	Same as above.
YE 26. Police	\$1,230	315701.52000	315701.54000	Same as above.
YE 27. Shuman Center	\$384,450	320101.60000	320201.60000	Same as above.
YE 28. Shuman Center	\$50,610	320101.60000	324201.60000	Same as above.
YE 29. Shuman Center	\$14,900	320101.60000	320301.56000	Same as above.
YE 30. Shuman Center	\$460	320101.60000	320201.56000	Same as above.
YE 31. Shuman Center	\$380	320101.60000	320101.52000	Same as above.
YE 32. Emergency Management	\$7,220	330101.60000	330101.51000	Same as above.
YE 33. Non-Dept. Expenditures	\$352,630	460101.60000	460101.86000	Same as above.
YE 34. Juvenile Court Placement	\$45,980	480201.60000	480201.54000	Same as above.
YE 35. Misc. Agencies	\$6,390	492502.60000	494101.52000	Same as above.
YE 36. County Council	\$2,110	550101.60000	550101.51000	Same as above.
YE 37. County Council	\$810	550101.60000	552601.52000	Same as above.
YE 38. Courts	\$388,390	600101.60000	600101.52000	Same as above.
YE 39. Courts	\$210,980	600101.60000	604901.52000	Same as above.
YE 40. Courts	\$9,330	600101.60000	604901.51000	Same as above.
YE 41. Courts	\$195,310	601401.51000	604901.51000	Same as above.
YE 42. Courts	\$179,820	601401.51000	603701.52000	Same as above.
YE 43. Courts	\$31,970	601401.51000	601401.52000	Same as above.
YE 44. Courts	\$134,690	602201.60000	601401.52000	Same as above.

YEAR END TRANSFERS 2002
INTRA-DEPARTMENTAL TRANSFERS

	<u>Amount</u>	<u>From</u>	<u>To</u>	<u>Explanation</u>
YE 45. Courts	\$76,710	602201.60000	603701.51000	Year-end transfers.
YE 46. Courts	\$72,340	602201.60000	601401.60000	Same as above.
YE 47. Courts	\$560	602201.60000	604901.60000	Same as above.
YE 48. Courts	\$69,290	600101.51000	604901.60000	Same as above.
YE 49. Courts	\$28,460	600101.51000	601801.51000	Same as above.
YE 50. Courts	\$20,530	600101.51000	605101.60000	Same as above.
YE 51. Courts	\$8,520	600101.51000	601801.52000	Same as above.
YE 52. Courts	\$11,010	602701.60000	601801.52000	Same as above.
YE 53. Courts	\$18,730	602701.60000	602701.52000	Same as above.
YE 54. Courts	\$13,000	602701.60000	603701.56000	Same as above.
YE 55. Courts	\$6,020	602701.60000	601901.51000	Same as above.
YE 56. Courts	\$5,740	602701.60000	602201.52000	Same as above.
YE 57. Courts	\$3,150	602701.60000	604901.56000	Same as above.
YE 58. Courts	\$2,280	602701.60000	603701.54000	Same as above.
YE 59. Courts	\$1,690	602701.60000	600101.56000	Same as above.
YE 60. Courts	\$1,200	602701.60000	601901.52000	Same as above.
YE 61. Courts	\$260	602701.60000	603601.56000	Same as above.
YE 62. Courts	\$10	602701.60000	600101.55000	Same as above.
YE 63. Treasurer	\$20,100	720101.51000	720101.52000	Same as above.
YE 64. Treasurer	\$1,100	720101.51000	720101.60000	Same as above.
YE 65. Treasurer	\$200	720101.51000	720101.56000	Same as above.
YE 66. Treasurer	\$180	720101.51000	720101.54000	Same as above.

YEAR END TRANSFERS 2002
INTRA-DEPARTMENTAL TRANSFERS

	<u>Amount</u>	<u>From</u>	<u>To</u>	<u>Explanation</u>
YE 67. Recorder of Deeds	\$2,430	760101.60000	760101.54000	Year-end transfers.
YE 68. Prothonotary	\$9,650	780101.57000	780101.52000	Same as above.
YE 69. Prothonotary	\$10,300	780101.51000	780101.52000	Same as above.
YE 70. Prothonotary	\$18,820	780101.60000	780101.52000	Same as above.
YE 71. Prothonotary	\$550	780101.60000	780101.56000	Same as above.
YE 72. Solicitor	\$18,960	120101.57000	120101.60000	Same as above.
YE 73. Public Defender	\$29,260	140301.51000	141601.60000	Same as above.
YE 74. Public Defender	\$180	140301.51000	140101.54000	Same as above.
YE 75. Admin. Services	\$110,000	205001.56000	200107.60000	Same as above.
YE 76. Admin. Services	\$5,220	205001.56000	205901.56000	Same as above.
YE 77. Admin. Services	\$310	205001.56000	205001.54000	Same as above.
YE 78. Admin. Services	\$160	205001.56000	206101.55000	Same as above.
YE 79. Police	\$30,940	315701.51000	315701.60000	Same as above.
YE 80. Police	\$40	315701.51000	315701.54000	Same as above.
YE 81. Shuman Center	\$9,090	322901.60000	320201.60000	Same as above.
YE 82. Shuman Center	\$1,080	322901.60000	324201.60000	Same as above.
YE 83. Shuman Center	\$390	322901.60000	320301.56000	Same as above.
YE 84. Public Works	\$254,670	353501.60000	355201.51000	Same as above.
YE 85. Public Works	\$13,760	353501.60000	350101.51000	Same as above.
YE 86. Public Works	\$13,750	353501.60000	356301.60000	Same as above.
YE 87. Public Works	\$11,280	353501.60000	353301.51000	Same as above.
YE 88. Public Works	\$2,360	353501.60000	353301.60000	Same as above.

YEAR-END TRANSFERS 2002
INTRA-DEPARTMENTAL TRANSFERS

	<u>Amount</u>	<u>From</u>	<u>To</u>	<u>Explanation</u>
YE 89. Public Works	\$350	353501.60000	355201.56000	Year-end transfers.
YE 90. Public Works	\$160	353501.60000	356301.56000	Same as above.
YE 91. Public Works	\$116,000	355201.55000	354701.51000	Same as above.
YE 92. Public Works	\$11,160	356301.51000	354701.51000	Same as above.
YE 93. Public Works	\$56,300	355201.57000	353501.51000	Same as above.
YE 94. Public Works	\$39,520	354701.54000	353501.51000	Same as above.
YE 95. Public Works	\$48,320	353501.55000	354701.60000	Same as above.
YE 96. Public Works	\$23,900	355201.54000	354701.55000	Same as above.
YE 97. Public Works	\$18,780	354701.56000	354701.55000	Same as above.
YE 98. Public Works	\$18,200	353501.56000	353501.54000	Same as above.
YE 99. Public Works	\$4,860	350101.54000	353501.54000	Same as above.
YE 100. Debt Service	\$28,240	470101.85000	470102.85000	Same as above.
YE 101. Juvenile Court Placement	\$27,310	480201.51000	480201.60000	Same as above.
YE 102. Juvenile Court Placement	\$11,110	480201.51000	480201.54000	Same as above.
YE 103. Courts	\$29,140	603601.51000	600101.60000	Same as above.
YE 104. Courts	\$28,560	603601.51000	605101.60000	Same as above.
YE 105. Courts	\$20,410	603601.51000	604901.60000	Same as above.
YE 106. Courts	\$3,500	603601.51000	602201.60000	Same as above.
YE 107. Courts	\$20	603601.51000	603701.56000	Same as above.
YE 108. Courts	\$11,610	603701.60000	600101.56000	Same as above.
YE 109. Courts	\$7,330	603701.60000	601401.60000	Same as above.
YE 110. Sheriff	\$6,600	710101.54000	710101.52000	Same as above.

YEAR-END TRANSFERS 2002
INTRA-DEPARTMENTAL TRANSFERS

	<u>Amount</u>	<u>From</u>	<u>To</u>	<u>Explanation</u>
YE 111. Treasurer	\$1,530	720101.51000	720101.60000	Year-end transfers.
YE 112. Coroner	\$13,890	740101.51000	740101.52000	Same as above.
YE 113. Coroner	\$13,090	740101.51000	740101.54000	Same as above.
YE 114. Coroner	\$3,380	740101.51000	740101.55000	Same as above.
YE 115. Coroner	\$1,490	740101.51000	740101.56000	Same as above.
YE 116. Clerk of Courts	\$10,580	770101.60000	770101.54000	Same as above.
YE 117. Register of Wills	\$42,170	792301.51000	796201.51000	Same as above.
YE 118. Register of Wills	\$8,700	796201.52000	796201.60000	Same as above.
YE 119. Solicitor	\$20	121601.52000	120101.60000	Same as above.
YE 120. Police	\$3,060	315801.60000	315701.60000	Same as above.
YE 121. Public Works	\$660	350101.60000	354701.55000	Same as above.
YE 122. Public Works	\$590	350101.60000	355201.56000	Same as above.
YE 123. Public Works	\$200	350101.60000	355201.55000	Same as above.
YE 124. Public Works	\$70,870	354701.52610	353301.52000	Same as above.
YE 125. Public Works	\$94,600	354701.52610	353501.52000	Same as above.
YE 126. Public Works	\$1,312,530	354701.52610	354701.52000	Same as above.
YE 127. Public Works	\$82,100	355201.52000	354701.52000	Same as above.
YE 128. Public Works	\$860	356301.52000	354701.52000	Same as above.
YE 129. Public Works	\$500	356301.52000	354701.55102	Same as above.
YE 130. Public Works	\$500	356301.52000	354703.55102	Same as above.
YE 131. Juvenile Court Placement	\$4,430	480201.55000	480201.54000	Same as above.

YEAR-END TRANSFERS 2002
INTRA-DEPARTMENTAL TRANSFERS

	<u>Amount</u>	<u>From</u>	<u>To</u>	<u>Explanation</u>
YE 132. Courts	\$1,070	603601.52000	604901.60000	Year-end transfers.
YE 133. Courts	\$210	603601.52000	600101.60000	Same as above.
YE 134. Courts	\$30	603601.52000	602201.60000	Same as above.
YE 135. Sheriff	\$12,400	710101.54000	710101.60000	Same as above.
YE 136. Coroner	\$26,830	740101.51000	740101.57000	Same as above.
YE 137. Coroner	\$4,500	740101.52000	740101.60000	Same as above.
YE 138. Clerk of Courts	\$19,280	770101.52610	770101.51000	Same as above.
YE 139. Clerk of Courts	\$570	770101.60000	770101.57000	Same as above.
YE 140. Register of Wills	\$1,500	796201.54000	792301.52000	Same as above.
YE 141. Register of Wills	\$1,600	792301.54000	792301.52000	Same as above.
YE 142. Register of Wills	\$2,300	796201.56000	792301.52000	Same as above.
YE 143. Register of Wills	\$2,300	796201.55000	792301.52000	Same as above.
YE 144. Register of Wills	\$2,700	796201.52000	792301.52000	Same as above.
YE 145. Register of Wills	\$8,200	792301.51000	792301.52000	Same as above.
YE 146. Register of Wills	\$9,000	792301.60000	792301.52000	Same as above.
YE 147. Solicitor	\$2,980	120101.52000	120101.52610	Same as above.
YE 148. Solicitor	\$23,000	120101.52000	121601.52610	Same as above.
YE 149. Solicitor	\$21,060	121601.52000	121601.52610	Same as above.
YE 150. Police	\$60,440	315701.52000	312101.52610	Same as above.
YE 151. Police	\$4,540	315701.52000	315701.52610	Same as above.
YE 152. Public Works	\$19,400	353501.60000	354701.55000	Same as above.
YE 153. Public Works	\$10,680	353501.57000	354701.55000	Same as above.

YEAR-END TRANSFERS 2002
INTRA-DEPARTMENTAL TRANSFERS

	<u>Amount</u>	<u>From</u>	<u>To</u>	<u>Explanation</u>
YE 154. Public Works	\$2,260	353501.57000	355201.54310	Year-end transfers.
YE 155. Public Works	\$2,010	353501.57000	355204.61003	Same as above.
YE 156. Public Works	\$1,410	353501.57000	355204.55203	Same as above.
YE 157. Public Works	\$1,110	353501.57000	355201.55000	Same as above.
YE 158. Public Works	\$890	350101.56000	353503.54310	Same as above.
YE 159. Public Works	\$780	350101.56000	353503.54310	Same as above.
YE 160. VOID				
YE 161. Public Works	\$640	350101.56000	355204.56202	Same as above.
YE 162. Public Works	\$560	350101.56000	354703.55108	Same as above.
YE 163. Public Works	\$510	350101.56000	355206.55201	Same as above.
YE 164. Public Works	\$150	350101.56000	353502.54102	Same as above.
YE 165. District Attorney	\$2,100	730101.57000	730101.60000	Same as above.
YE 166. Clerk of Courts	\$3,190	770101.52610	770101.52000	Same as above.
YE 167. Public Works	\$15,800	350101.55000	354701.55102	Same as above.
YE 168. Public Works	\$15,800	354701.57000	354701.55102	Same as above.
YE. 169. Public Works	\$13,700	350101.56000	354701.55102	Same as above.
YE 170. Public Works	\$13,400	350101.60000	354701.55102	Same as above.
YE 171. Public Works	\$2,150	353501.51000	354701.55102	Same as above.
YE 172. Clerk of Courts	\$24,900	770101.51000	770101.52000	Same as above.
YE 173. Clerk of Courts	\$100	770101.52610	770101.52000	Same as above.
YE 174. Health	\$16,700	276701.51000	274801.51000	Same as above.

YEAR-END TRANSFERS 2002
INTRA-DEPARTMENTAL TRANSFERS

	<u>Amount</u>	<u>From</u>	<u>To</u>	<u>Explanation</u>
YE 175. Police	\$172,070	315701.52000	315701.51000	Year-end transfers.
YE 176. Shuman Center	\$2,000	320101.54000	322901.51000	Same as above.
YE 177. Public Works	\$36,030	353501.57000	355201.51000	Same as above.
YE 178. Public Works	\$31,490	353501.57000	354701.51000	Same as above.
YE 179. Public Works	\$25,400	353501.57000	353501.51000	Same as above.
YE 180. Public Works	\$3,300	353501.57000	353301.51000	Same as above.
YE 181. Public Works	\$2,550	353501.57000	350101.51000	Same as above.
YE 182. Sheriff	\$2,230	710101.57000	710101.51000	Same as above.
YE 183. Clerk of Courts	\$2,670	770101.54000	770101.51000	Same as above.
YE 184. Prothonotary	\$650	780101.60000	780101.51000	Same as above.
YE 185. Prothonotary	\$2,350	780101.55000	780101.51000	Same as above.
YE 186. Prothonotary	\$5,560	780101.54000	780101.51000	Same as above.
YE 187. Health	\$236,100	273401.60000	274301.60000	Same as above.
YE 188. Health	\$6,820	270101.51000	274301.60000	Same as above.
YE 189. Jail	\$270,000	300101.52000	300201.60000	Same as above.
YE 190. Jail	\$155,450	300201.52000	300201.60000	Same as above.
YE 191. Public Works	\$121,520	353501.52610	354701.60000	Same as above.
YE 192. Public Works	\$19,710	353501.52610	355201.60000	Same as above.
YE 193. Public Works	\$40,120	354701.55000	355201.60000	Same as above.
YE 194. Public Works	\$21,510	354701.55000	355201.60000	Same as above.
YE 195. Public Works	\$16,670	353301.52610	355201.60000	Same as above.

YEAR-END TRANSFERS 2002
INTRA-DEPARTMENTAL TRANSFERS

	<u>Amount</u>	<u>From</u>	<u>To</u>	<u>Explanation</u>
YE 196. Public Works	\$7,780	353301.52610	350101.60000	Year-end transfers.
YE 197. Public Works	\$4,390	353301.52610	355201.56000	Same as above.
YE 198. Public Works	\$2,560	353301.52610	353501.60000	Same as above.
YE 199. Public Works	\$350	353301.52610	353503.55203	Same as above.
YE 200. Public Works	\$350	353301.52610	354701.55203	Same as above.
YE 201. Juvenile Court Placements	\$4,480	480201.60000	480201.51000	Same as above.
YE 202. Courts	\$1,690	604901.54000	600101.51000	Same as above.
YE 203. Courts	\$2,000	604901.54000	601401.60000	Same as above.
YE 204. Courts	\$4,240	604901.54000	602201.51000	Same as above.
YE 205. Courts	\$5,640	604901.54000	600101.54000	Same as above.
YE 206. Courts	\$5,970	604901.54000	602701.54000	Same as above.
YE 207. Courts	\$6,600	604901.54000	601801.51000	Same as above.
YE 208. Courts	\$6,660	604901.54000	605101.60000	Same as above.
YE 209. Courts	\$13,620	604901.54000	601901.60000	Same as above.
YE 210. Courts	\$8,960	604901.54000	602201.54000	Same as above.
YE 211. Courts	\$4,760	603701.60000	602201.54000	Same as above.
YE 212. Courts	\$14,530	603701.60000	600101.60000	Same as above.
YE 213. Courts	\$19,700	603701.60000	604901.60000	Same as above.
YE 214. Courts	\$5,750	603701.60000	603701.51000	Same as above.
YE 215. Courts	\$23,040	602701.51000	603701.51000	Same as above.
YE 216. Courts	\$11,490	602701.51000	602201.60000	Same as above.

YEAR-END TRANSFERS 2002
INTRA-DEPARTMENTAL TRANSFERS

	<u>Amount</u>	<u>From</u>	<u>To</u>	<u>Explanation</u>
YE 217. Courts	\$17,520	602701.60000	602201.60000	Year-end transfers.
YE 218. Courts	\$2,210	602701.60000	601401.51000	Same as above.
YE 219. Courts	\$15,700	603601.60000	601401.51000	Same as above.
YE 220. Courts	\$12,370	605101.51000	601401.51000	Same as above.
YE 221. Courts	\$3,050	605101.51000	604901.51000	Same as above.
YE 222. Courts	\$12,100	601401.57000	604901.51000	Same as above.
YE 223. Courts	\$11,400	603701.54000	604901.51000	Same as above.
YE 224. Courts	\$8,910	603601.52000	604901.51000	Same as above.
YE 225. Courts	\$8,880	601401.54000	604901.51000	Same as above.
YE 226. Courts	\$3,390	602701.55000	604901.51000	Same as above.
YE 227. Courts	\$250	601801.56000	604901.51000	Same as above.
YE 228. Courts	\$7,060	605101.57000	602801.60000	Same as above.
YE 229. Courts	\$6,440	603701.55000	602801.60000	Same as above.
YE 230. Courts	\$4,920	601401.56000	602801.60000	Same as above.
YE 231. Courts	\$4,100	601801.60000	602801.60000	Same as above.
YE 232. Courts	\$3,890	601901.54000	602801.60000	Same as above.
YE 233. Courts	\$2,900	601801.57000	602801.60000	Same as above.
YE 234. Courts	\$2,730	600101.57000	602801.60000	Same as above.
YE 235. Courts	\$1,460	605101.54000	602801.60000	Same as above.
YE 236. Courts	\$1,190	604901.57000	602801.60000	Same as above.
YE 237. Courts	\$1,010	602701.57000	602801.60000	Same as above.

YEAR-END TRANSFERS 2002
INTRA-DEPARTMENTAL TRANSFERS

	<u>Amount</u>	<u>From</u>	<u>To</u>	<u>Explanation</u>
YE 238. Courts	\$1,000	603701.57000	602801.60000	Year-end transfers.
YE 239. Courts	\$790	602201.57000	602801.60000	Same as above.
YE 240. Courts	\$600	603601.51000	602801.60000	Same as above.
YE 241. Courts	\$550	602701.56000	602801.60000	Same as above.
YE 242. Courts	\$370	601401.55000	602801.60000	Same as above.
YE 243. Courts	\$350	601901.56000	602801.60000	Same as above.
YE 244. Courts	\$340	601801.55000	602801.60000	Same as above.
YE 245. Courts	\$190	605101.52000	602801.60000	Same as above.
YE 246. Courts	\$110	605101.56000	602801.60000	Same as above.
YE 247. Courts	\$100	601901.57000	602801.60000	Same as above.
YE 248. Courts	\$100	602201.56000	602801.60000	Same as above.
YE 249. Prothonotary	\$3	780101.56000	780101.51000	Same as above.
YE 250. Prothonotary	\$4	780101.60000	780101.51000	Same as above.
YE 251. Prothonotary	\$5	780101.57000	780101.51000	Same as above.
YE 252. Prothonotary	\$8	780101.54000	780101.51000	Same as above.
YE 253. Prothonotary	\$8	780101.52000	780101.51000	Same as above.
YE 254. Prothonotary	\$8	780101.55000	780101.51000	Same as above.
YE 255. District Attorney	\$2	730101.55000	730101.60000	Same as above.
YE 256. District Attorney	\$66	730101.57000	730101.60000	Same as above.
YE 257. District Attorney	\$243	730101.54000	730101.60000	Same as above.
YE 258. District Attorney	\$274	730101.56000	730101.60000	Same as above.

YEAR-END TRANSFERS 2002**INTRA-DEPARTMENTAL TRANSFERS**

	<u>Amount</u>	<u>From</u>	<u>To</u>	<u>Explanation</u>
YE 259. Coroner	\$5	740101.55000	740101.51000	Year-end transfers.
YE 260. Coroner	\$7	740101.57000	740101.51000	Same as above.
YE 261. Coroner	\$8	740101.60000	740101.51000	Same as above.
YE 262. Coroner	\$48	740101.52000	740101.51000	Same as above.
YE 263. Coroner	\$558	740101.54000	740101.51000	Same as above.
YE 264. Solicitor	\$7,570	120101.51000	120101.60000	Same as above.
YE 265. Solicitor	\$1,610	120101.51000	120101.54000	Same as above.
YE 266. Solicitor	\$4,460	160101.57000	160101.60000	Same as above.
YE 267. Administrative Services	\$3,710	205001.60000	205001.54000	Same as above.
YE 268. Administrative Services	\$1,100	205001.60000	200103.55108	Same as above.
YE 269. Health	\$110	274801.57000	273401.60000	Same as above.
YE 270. Jail	\$810	300201.52000	300201.51000	Same as above.
YE 271. Police	\$2,550	315801.60000	312101.54000	Same as above.
YE 272. Police	\$920	315801.60000	315701.54000	Same as above.
YE 273. Public Works	\$240	355201.52610	353501.60000	Same as above.
YE 274. Public Works	\$1,280	355201.52610	355201.60000	Same as above.
YE 275. Public Works	\$28,480	355201.52610	353501.57000	Same as above.
YE 276. Public Works	\$24,000	355201.55000	353501.57000	Same as above.
YE 277. Public Works	\$15,600	353301.52610	353501.57000	Same as above.
YE 278. Public Works	\$15,500	354701.55000	353501.57000	Same as above.
YE 279. Public Works	\$13,300	353501.55000	353501.57000	Same as above.

YEAR-END TRANSFERS 2002**INTRA-DEPARTMENTAL TRANSFERS**

	<u>Amount</u>	<u>From</u>	<u>To</u>	<u>Explanation</u>
YE 280. Public Works	\$1,260	350101.54000	353501.57000	Year-end transfers.
YE 281. Council	\$1,640	550101.52000	550101.54000	Same as above.
YE 282. Courts	\$10	604901.57000	600101.60000	Same as above.
YE 283. Courts	\$80	604901.57000	602701.54000	Same as above.
YE 284. Courts	\$1,440	604901.57000	601901.54000	Same as above.
YE 285. Courts	\$790	602701.60000	601901.54000	Same as above.
YE 286. Courts	\$160	600101.55000	601901.54000	Same as above.
YE 287. Courts	\$60	603601.60000	601901.54000	Same as above.
YE 288. Courts	\$50	601401.57000	601901.54000	Same as above.
YE 289. Sheriff	\$400	710101.54000	710101.61001	Same as above.
YE 290. Sheriff	\$1,940	710101.54000	710101.57000	Same as above.
YE 291. Sheriff	\$1,070	710101.54000	710101.60000	Same as above.
YE 292. Sheriff	\$830	710101.56000	710101.60000	Same as above.
YE 293. Sheriff	\$70	710101.55000	710101.60000	Same as above.
YE 294. District Attorney	\$460	730101.54000	730101.61001	Same as above.
YE 295. District Attorney	\$1	730101.54000	730101.55000	Same as above.
YE 296. Coroner	\$1	740101.60000	740101.52000	Same as above.
YE 297. Coroner	\$8	740101.60000	740101.57000	Same as above.
YE 298. Coroner	\$10	740101.60000	740101.55000	Same as above.
YE 299. Coroner	\$4,400	740101.60000	740101.54202	Same as above.
YE 300. Coroner	\$2,190	740101.54000	740101.54202	Same as above.
YE 301. Jury Commission	\$2,260	750101.52000	750101.56000	Same as above.

YEAR-END TRANSFERS 2002**INTRA-DEPARTMENTAL TRANSFERS**

	<u>Amount</u>	<u>From</u>	<u>To</u>	<u>Explanation</u>
YE 302. Recorder of Deeds	\$140	760101.55000	760101.60000	Same as above.
YE 303. Recorder of Deeds	\$1,585	760101.51000	760101.60000	Same as above.
YE 304. Recorder of Deeds	\$1,595	760101.56000	760101.60000	Same as above.
YE 305. Recorder of Deeds	\$2,050	760101.57000	760101.60000	Same as above.
YE 306. Recorder of Deeds	\$4,530	760101.54000	760101.60000	Same as above.
YE 307. Recorder of Deeds	\$9,825	760101.52000	760101.60000	Same as above.
YE 308. Prothonotary	\$1	780101.54000	780101.60000	Same as above.
YE 309. Register of Wills	\$1,800	796201.57000	796201.51000	Same as above.
YE 310. Register of Wills	\$40	796201.57000	796201.60000	Same as above.
YE 311. Misc. Agencies	\$6,390	494101.52000	492502.60000	Same as above.
YE 312. Misc. Agencies	\$38,934	492505.64402	494110.64402	Same as above.
YE 313. MBE	\$1,060	160101.57000	160101.60000	Same as above.
YE 314. VOID				
YE 315. VOID				
YE 316. VOID				
YE 317. VOID				
YE 318. VOID				
YE 319. VOID				
YE 320. VOID				
YE 321. VOID				
YE 322. VOID				

YEAR-END TRANSFERS 2002**INTRA-DEPARTMENTAL TRANSFERS**

	<u>Amount</u>	<u>From</u>	<u>To</u>	<u>Explanation</u>
YE 323. VOID				Year-end transfers.
YE 324. Health	\$2,020	273401.56000	273401.60000	Same as above.
YE 325. Health	\$340	273401.56000	274801.56000	Same as above.
YE 326. Jail	\$16,220	300201.56000	300101.52000	Same as above.
YE 327. Jail	\$58,250	300201.56000	300201.60000	Same as above.
YE 328. Jail	\$128,530	300201.56000	300201.51000	Same as above.
YE 329. Jail	\$104,110	300201.54000	300201.51000	Same as above.
YE 330. Police	\$30,350	315801.51000	315701.60000	Same as above.
YE 331. Shuman	\$35,600	320101.60000	320301.60000	Same as above.
YE 332. Shuman	\$10,900	320101.60000	320301.56000	Same as above.
YE 333. Public Works	\$21,060	353501.60000	355201.60000	Same as above.
YE 334. Public Works	\$17,890	353501.60000	354701.60000	Same as above.
YE 335. Public Works	\$7,320	353501.60000	353301.60000	Same as above.
YE 336. Juvenile Court	\$24,900	480201.57000	480201.60000	Same as above.
YE 337. Misc. Agencies	\$14,000	492505.60000	494105.60000	Same as above.
YE 338. Misc. Agencies	\$6,390	494106.51000	494106.52000	Same as above.
YE 339. Council	\$6,600	550101.52000	550101.60000	Same as above.
YE 340. Council	\$3,100	550101.54000	550101.60000	Same as above.
YE 341. Council	\$2,470	552603.60000	550101.60000	Same as above.
YE 342. Courts	\$30,940	604901.54000	605101.60000	Same as above.
YE 343. Courts	\$30,920	604901.54000	601401.60000	Same as above.

YEAR-END TRANSFERS 2002**INTRA-DEPARTMENTAL TRANSFERS**

	<u>Amount</u>	<u>From</u>	<u>To</u>	<u>Explanation</u>
YE 344. Courts	\$12,650	604901.54000	600101.60000	Year-end transfers.
YE 345. Courts	\$1,730	604901.54000	604901.60000	Same as above.
YE 346. Courts	\$1,120	604901.54000	602701.60000	Same as above.
YE 347. Courts	\$1,040	604901.54000	601901.60000	Same as above.
YE 348. Courts	\$8,240	701101.51000	703001.56000	Same as above.
YE 349. Sheriff	\$8,790	710101.54000	710101.60000	Same as above.
YE 350. Kane	\$188,040	267121.52000	267121.60000	Same as above.
YE 351. Kane	\$400,950	267221.52000	267221.60000	Same as above.
YE 352. Kane	\$429,270	267321.52000	267321.60000	Same as above.
YE 353. Kane	\$400,000	267421.52000	267421.60000	Same as above.
YE 354. Kane	\$104,620	267463.54000	267421.60000	Same as above.
YE 355. Kane	\$31,250	267585.51000	267585.52000	Same as above.
YE 356. Juvenile Court	\$1,350	480201.55000	480201.60000	Same as above.
YE 357. Juvenile Court	\$440	480201.56000	480201.60000	Same as above.
YE 358. Courts	\$1,520	603701.60000	601801.57000	Same as above.
YE 359. Coroner	\$5,360	740101.54000	740101.60000	Same as above.
YE 360. Coroner	\$1,340	740101.54000	740101.56000	Same as above.
YE 361. Jury Commission	\$2,710	750101.57000	750101.60000	Same as above.
YE 362. Clerk of Courts	\$7,490	770101.54000	770101.60000	Same as above.
YE 363. Prothonotary	\$3,460	780101.54000	780101.60000	Same as above.
YE 364. Human Services	\$554,300	25910131.60000	25920048.51000	Same as above.

YEAR-END TRANSFERS 2002**INTRA-DEPARTMENTAL TRANSFERS**

	<u>Amount</u>	<u>From</u>	<u>To</u>	<u>Explanation</u>
YE 365. Human Services	\$120,700	25910131.60000	25920048.60000	Year-end transfers.
YE 366. Human Services	\$550,000	25910131.84000	25920048.60000	Same as above.
YE 367. Human Services	\$625,000	250202.51000	25920048.60000	Same as above.
YE 368. Human Services	\$180,000	250202.52000	25920048.60000	Same as above.
YE 369. Human Services	\$75,000	250202.54000	25920048.60000	Same as above.
YE 370. Human Services	\$265,000	250202.57000	25920048.60000	Same as above.
YE 371. Human Services	\$325,000	25900065.84000	25920048.60000	Same as above.
YE 372. Human Services	\$815,000	25920048.52000	25920048.60000	Same as above.
YE 373. Human Services	\$313,360	259302.60000	25920048.60000	Same as above.
YE 374. Human Services	\$12,200	259302.60000	250207.57000	Same as above.
YE 375. Human Services	\$110,450	259302.60000	250202.56000	Same as above.

YEAR-END TRANSFERS 2002
INTER-DEPARTMENTAL


<u>Department</u>	<u>Amount</u>	<u>From</u>	<u>To</u>	<u>Explanation</u>
EY1. Juvenile Court Placement	\$ 16,400	480201.57000	480201.60000	Year-end transfers to clear error files.
EY2. Juvenile Court Placement	\$ 38,400	480201.51000	480201.60000	Same as above.
EY3. Juvenile Court Placement	\$ 39,300	480201.56000	480201.60000	Same as above.
EY4. Juvenile Court Placement	\$ 241,700	480201.52000	480201.60000	Same as above.
EY5. Kane Regional Centers	\$ 281,840	267221.52000	480201.60000	Same as above.
EY6. Sheriff	\$ 112,960	460101.60000	710101.52000	Same as above.
EY7. Sheriff	\$ 20,090	460101.60000	710101.51000	Same as above.
EY8. Sheriff	\$ 1,570	460101.60000	710101.60000	Same as above.
EY9. Coroner	\$ 27,620	460101.60000	740101.60000	Same as above.
EY10. Register of Wills	\$ 35,470	460101.60000	792301.52000	Same as above.
EY11. Prothonotary	48	460101.85000	780101.51000	Same as above.
EY12. Courts	63,610	460101.51000	602801.60000	Same as above.
EY13. Courts	55,170	460101.51000	604901.54000	Same as above.
EY14. Courts	8,890	460101.51000	603701.54000	Same as above.
EY15. Courts	4,020	460101.51000	601401.54000	Same as above.
EY16. Courts	3,510	460101.51000	600101.54000	Same as above.

03 MAR 17 AM 9:19

MEMORANDUM

OFFICE OF THE COUNTY MANAGER

TO: John Mascio
Chief Clerk

FROM: Robert B. Webb 
County Manager

DATE: March 17, 2003

RE: Requesting County Council Approval

Attached is a Authorizing ratification of 2002 year-end transfers Intra-Departmental YE1-YE375 and Inter-Departmental EY1-EY43. This request is submitted by the Department of Budget and Finance.

Please put on the next agenda for County Council approval.

Thank you.